



A BOBBY WARNER CHARITABLE YOUTH FOUNDATION

Fall 2021

**Do You Want More Information
on Beyond The Backyard?**

Contact us at 866-WV-WOODS or
visit BEYONDTHEBACKYARD.ORG

*Beyond The
Backyard will
be at the 2022
West Virginia
Hunting and
Fishing Show*

on January 21, 22 and 23
at the Charleston Coliseum
and Convention Center.

Stop by our booth to pick up some great
giveaways and register for a chance to win a

**BEAR
HUNT**





From the Kitchen of BTB Board Member, Craig Ellis

Braised Roast of Venison

Instructions:

- Preheat the oven to 325 degrees.
- In an oven proof, cast enamel pot, heat over medium high heat. Season the venison generously with salt and pepper.
- When the pot is hot, add the olive oil. Sear the roast on each side until well browned. 5 minutes per side.
- Remove the roast to a plate. Add the diced carrots, celery, and onion to the pot with a little salt. Add more olive oil if needed. Sauté for 5 minutes to gently brown the veggies.
- Add the red wine to deglaze the pot. Take time to scrape up all the browned bits on the bottom of the pan. Cook until the wine has reduced by half and all the alcohol is cooked off.
- Return the roast to the pot with any juices that have accumulated on the plate. Add the can of tomatoes and enough beef stock to almost cover the roast. Toss in the fresh thyme.
- Put a lid on the pot and stick it in the preheated oven for 3 hours or so until the roast pulls apart easily with a couple forks. Check after two hours and add more stock if needed.
- Remove the pot and shred the venison in the pot with a fork. Serve with some of the delicious braising liquid.


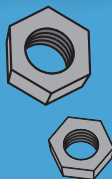
"I like mine with mashed potatoes or a Parmesan risotto." - Craig E.

MAKE YOUR OWN HOMEMADE DEER FEEDER

This easy-to-build and ridiculously affordable 5-gallon bucket feeder is a great activity that you can do with a parent or guardian. Just follow the steps below.


MATERIALS NEEDED:

- One 5-gallon bucket with lid
- One 1/4"-20 all-thread rods (threaded along the whole length) about 36" long
- Five 1/4" washers and one 2" washer
- Six 1/4" nuts
- One 1" x 2" board 16" in length
- One large tin can (or similar item)
- Power drill
- Saw



STEPS:

1. Cut a 1" wide hole in the bottom of the bucket
2. Cut two 2" long sections off of the board then trim the board to fit across the bottom of the bucket (most 5-gallon buckets are 10.33" across at the bottom)
3. Drill a hole through the middle of the board aligned with the hole in the bucket, large enough to allow the rod to swing slightly, nail or screw 2" pieces to the end of the board as supports, place in bottom of the bucket
4. Place 2" washer on the rod with 1/4" washers and nuts on each side, double nuts on the lower side to keep it securely in position on the rod
5. Secure the rod from the wooden bridge through the hole in the bucket, adjust the 2" washer so it's about 1" below the hole
6. Drill 1/4" hole through the side of the can in the middle, attach to end of the rod with nuts and washers
7. Use a rope to hang your 5-gallon feeder over your spot, adjusted so the deer can reach up and nudge the can for feed. Make sure your 2" washer is placed so the feed can flow, but not too quickly. The sound of the feed plinking on the can will also attract other deer in the area when they get accustomed to it.



2021-2022

West Virginia Hunting Seasons Quick Reference Guide

WEST VIRGINIA WILD BOAR SEASONS

Archery: Sept. 24-Dec. 31 and Feb. 4-6

General Season: Oct. 23-30 and Feb. 4-6

WEST VIRGINIA DEER SEASONS

Buck Firearms: Nov. 22-Dec. 5

Archery and Crossbow: Sept. 25-Dec. 31

Antlerless: Oct. 21-24, Nov. 22-25, Dec. 9-12
and Dec. 28-31**

Muzzleloader: Dec. 13-19

Youth Season: Oct. 16-17 and Dec. 26-27

WEST VIRGINIA TURKEY SEASONS

Fall General Season: Oct. 9-17, Oct. 25-Nov. 14**

Spring General Season, Bearded Only:

Apr. 18-May 22

Spring Youth Season: Apr. 16-17

West Virginia Black Bear Seasons

Archery: Sept. 25-Dec. 31

Firearms: Aug. 29-Dec. 31**

WEST VIRGINIA SMALL GAME SEASONS

Squirrel: Sept. 11-Feb. 28

Ruffed Grouse: Oct. 16-Feb. 28

Bobwhite Quail: Nov. 6-Jan. 2

Rabbit and Hare: Nov. 6-Feb. 28

Pheasant: Nov. 6-Jan. 2**

Raccoon: Oct. 16-Feb. 28

****Season dates vary by zone. For more information about bear hunting locations and dates, visit the West Virginia Division of Natural Resources website.**

The West Virginia Division of Natural Resources has restrictions for year-round and seasonal hunting. Bag limits, special seasons and hunting regulations for West Virginia hunting seasons vary based on animal and season. For more information on obtaining licenses, permits and regulations, visit the West Virginia Division of Natural Resources website.

KEEP YOUR PETS SAFE DURING HUNTING SEASON



Follow these tips to help keep your four-legged hunting companion safe when you're out with them.

- Get your dog an orange hunting vest or bandana.
- Make sure your pet is up to date on all vaccinations and is on appropriate parasite prevention. Diseases like leptospirosis, rabies, and Lyme disease are serious.
- In cooler weather hypothermia can be a concern, especially for dogs that become wet. Be sure that they have a place where they can get out of the wind and dry them as best as you are able.
- If the weather is warm, be on the lookout for early signs of heat exhaustion. These include heavy panting, or drooling, confusion and weakness. Always provide your pet with fresh water.
- Provide safety gear for your dog. Fit your dog with a safety vest to alert other hunters to his or her presence and protect him from rough terrain. You can always buy doggie boots to protect their paws.
- Carry a pet first-aid kit with you. You never know when your dog might need medical attention.
- Never transport your dog loose in the bed of a pickup or truck or a trunk. You may choose to mount a crate in the truck's bed for transport. Be sure to provide shelter from the wind, and a soft dry place to lie.
- Be sure that your dog is identifiable with tags and a microchip. This will increase the chances of finding your pet should you become separated.



Check us out online at beyondthebackyard.org to volunteer, donate, join, or tell a friend!

Word Find

Can you find them all?

Using the list to the right, find the words that are hidden in the jumble.

G R T A E F U Y W X I M N J L G E D
F C G V B S A F E T Y L O E R S C E
P H O R A N G E E W B X D R I F L E
W C O Z S A R T V U J K E E P O Y R
I O S Y P O I N T E R G S T X N U L
L N E S E T Y B H D F T A R G E T P
D S K L H Q U B O W B V R I Y O A W
T E G N K O M C I J B K Q E O T R F
J R H V N S T E A H U E L V V B H P
Y V E S T R U G N M L P A E U I O H
L A T N F H S C U T L A I R T M Y E
I T R A I N I N G N E R F C R V B A
C I U D S Q W R E C T D X Y M O I S
E O Q R T E Y V G D S J K G B N W A
N N Y U C R O S S B O W I O P L H N
S G H A B I T A T E Q X V F G H J T
E Y E R T Q A V H N K L U P E R C X
Z B R E S P O N S I B I L I T Y H J

SHOTGUN
ARROW
DEER
HABITAT
RETRIEVER
TRAINING
RIFLE
POINTER
CONSERVATION
SAFETY
CROSSBOW
RESPONSIBILITY
TARGET
BULLET
PHEASANT
BOW
VEST
ORANGE
GOOSE
LICENSE



Become a Fan To Stay Up-To-Date

Beyond The Backyard is asking all of its members to become a fan of our organization at www.facebook.com/beyondthebackyard. This is a great way for us to share stories and photographs of our outdoor adventures. This also allows us to keep all of our members up-to-date on events around the Mountain State. We also post all of our hunting and fishing adventures on Twitter and Instagram. Find us at twitter.com/beyond_backyard and instagram.com/beyondthebackyard